


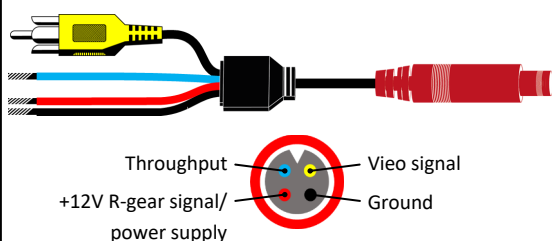
Brake light with rear-view camera

VAN-PC02-A

Delivery content



Installation



Note: If the camera is powered by reverse gear lamp signal, we recommend to install a relay between the power supply of the reverse signal and the power supply of the camera, to ensure a stable and uninterrupted power supply and to avoid vehicle computer errors. The **throughput wire** can be used to connect the reverse gear lamp signal from back to front.

In case the isolation of the camera is harmed in the moisture section close to the camera, it is mandatory to repair the isolation. Otherwise the camera will inevitably become moist inside sooner or later.

Do not expose camera to high pressure cleaners.

Produktfeatures

- Camera in vehicle-specific 3rd brake light
- Mounted by exchanging the factory 3rd brake light
- LED illumination integrated
- Integrated hole for wiper nozzle
- Rubber plug for vehicles without wiper nozzle
- Camera position adjustable stepless vertically
- Sensor-type CMOS 1/4 inch AHD NTSC
- Resolution 720p
- Aperture F1.2
- Light sensitivity 0.02 Lux
- Angle H=150°, V=90°, D=180°
- Mirrored picture (fixed)
- Guide-lines can be switched off
- Protection class IP69
- Mini 4pin-BM system harness, integrated throughput wire (blue)
- 9.90m total system cable length, consists of:
 - 1.40m cable fixed on camera to female 4pin-BM (Ø 5mm)
 - 8.00m extension cable male 4pin-BM to female 4pin-BM
 - 0.50m adapter male 4pin-BM to male RCA and power wires

Specifications

- Overall with grub screws 240 x 25 x 122mm (W x H x D)
- Operating voltage +12V DC
- Current consumption max. 80mA
- Suitable for permanent power (ACC)
- Operating temperature range -30°C bis +75°C
- Storage temperature range -40°C bis +80°C

Notice:

If check control message appears, put OEM glass lamp into the black socket.




Camera configuration (remove Jumper if required)

With guide-lines



Without guide-lines



E13 03 12699

E9 05 16703



Version 2408